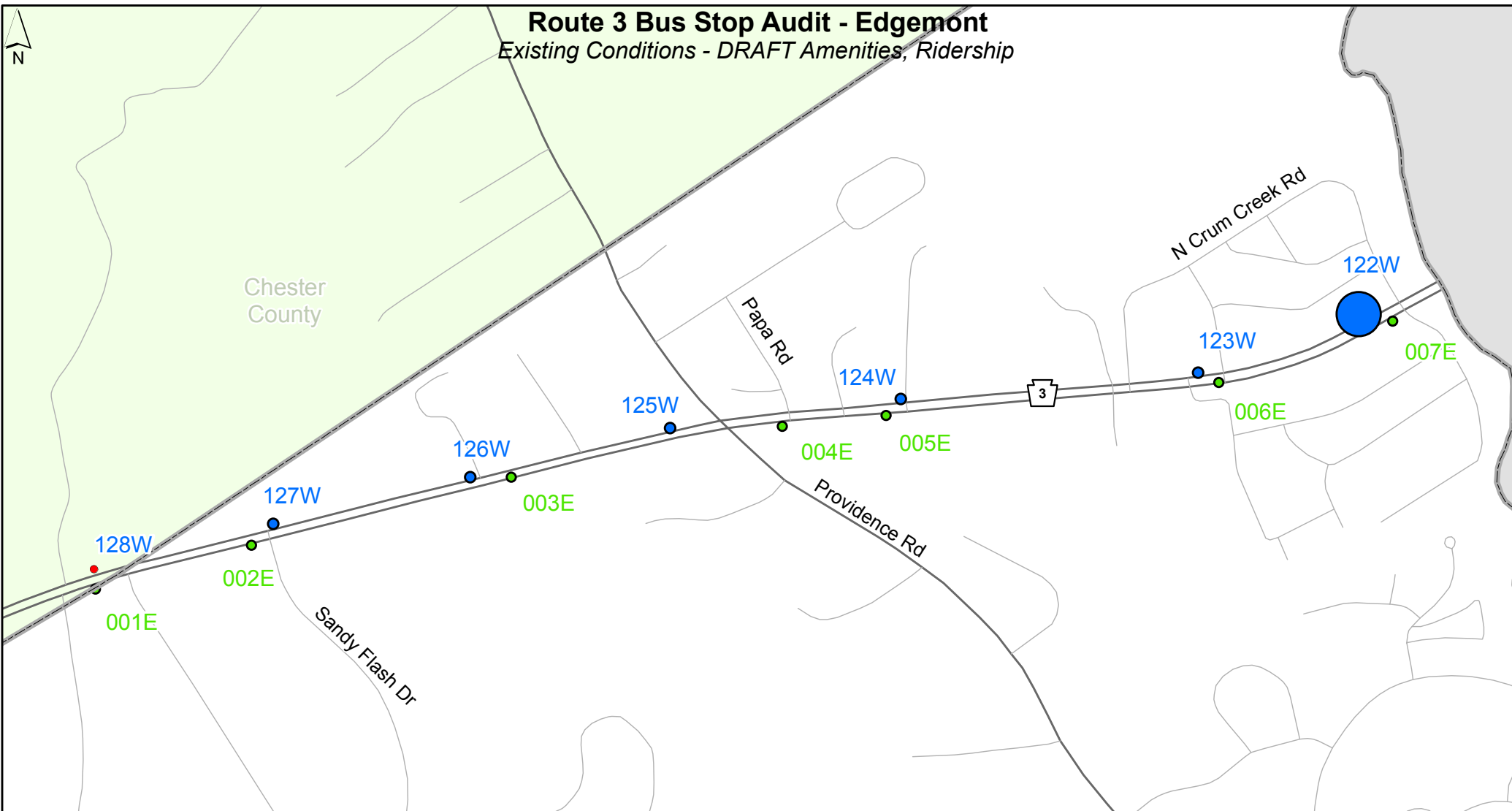


MEETING AGENDA

- I. Welcome and Introductions
- II. Existing Conditions
 - a. Bus Stop Audit
 - b. TSP
- III. DVRPC Update
- IV. Identify Bus Stops for Detailed Analysis (10)
- V. Open Discussion - Issues/Concerns
- VI. Next Steps

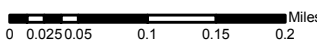
Route 3 Bus Stop Audit - Edgemont

Existing Conditions - DRAFT Amenities, Ridership



Legend

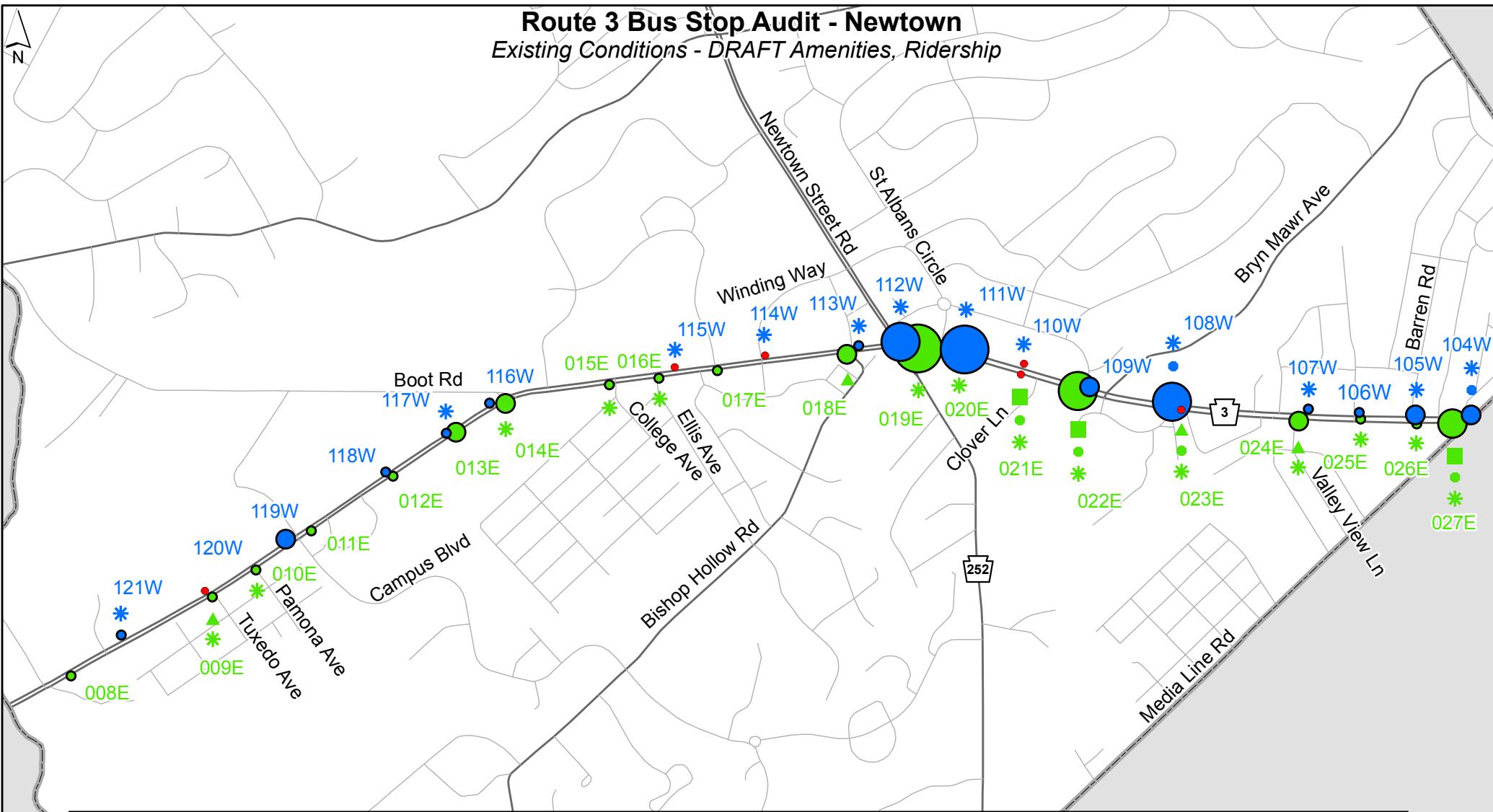
Ridership (eastbound)		Ridership (westbound)		Lighting		Trash Receptacle		Bench		Shelter, no bench		Shelter with bench	
	0 - 9 riders/day		0 - 9 riders/day		Lighting (eastbound stops)		Trash (eastbound stops)		Bench (eastbound stops)		Shelter (eastbound stop)		Shelter with bench (eastbound stops)
	10 - 25 riders/day		10 - 25 riders/day		Lighting (terminal)		Trash (terminal)		Bench (westbound stops)		Shelter (westbound stop)		Shelter with bench (terminal)
	26 - 45 riders/day		26 - 45 riders/day		Lighting (westbound stops)		Trash (westbound stops)						Shelter with bench (westbound stops)
	46 - 75 riders/day		46 - 75 riders/day										Local Roads
	76 - 165 riders/day		76 - 165 riders/day										State Roads
	Ridership data not available												



Data Collection: June 2010

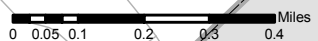
Route 3 Bus Stop Audit - Newtown

Existing Conditions - DRAFT Amenities, Ridership



Legend

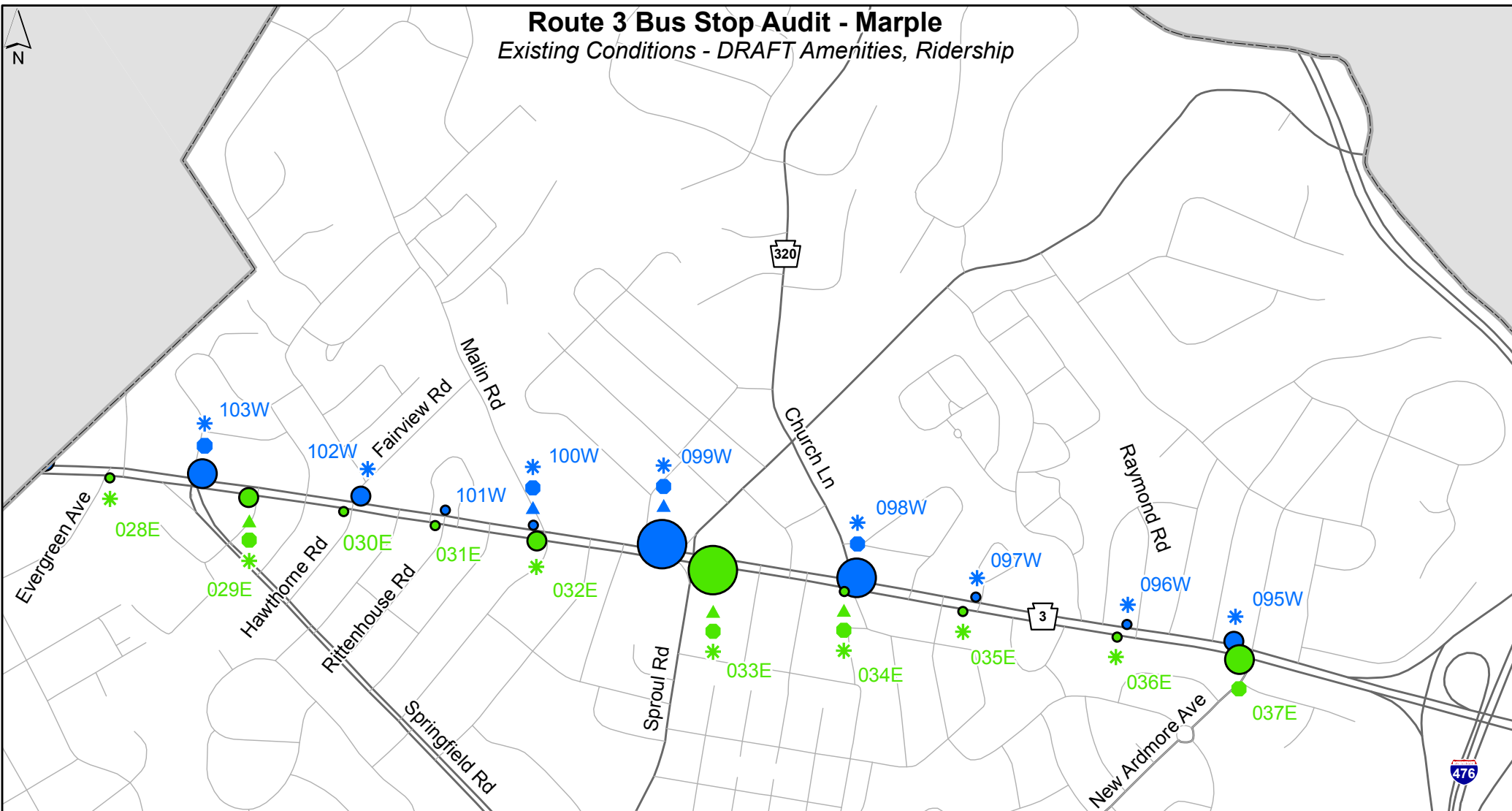
Ridership (eastbound)		Ridership (westbound)		Lighting		Trash Receptacle		Bench		Shelter, no bench		Shelter with bench	
	0 - 9 riders/day		0 - 9 riders/day		Lighting (eastbound stops)		Trash (eastbound stops)		Bench (eastbound stops)		Shelter (eastbound stop)		Shelter with bench (eastbound stops)
	10 - 25 riders/day		10 - 25 riders/day		Lighting (terminal)		Trash (terminal)		Bench (westbound stops)		Shelter (westbound stop)		Shelter with bench (terminal)
	26 - 45 riders/day		26 - 45 riders/day		Lighting (westbound stops)		Trash (westbound stops)						Shelter with bench (westbound stops)
	46 - 75 riders/day		46 - 75 riders/day										Local Roads
	76 - 165 riders/day		76 - 165 riders/day										State Roads
			Ridership data not available										



Data Collection: June 2010

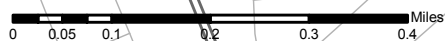
Route 3 Bus Stop Audit - Marple

Existing Conditions - DRAFT Amenities, Ridership



Legend

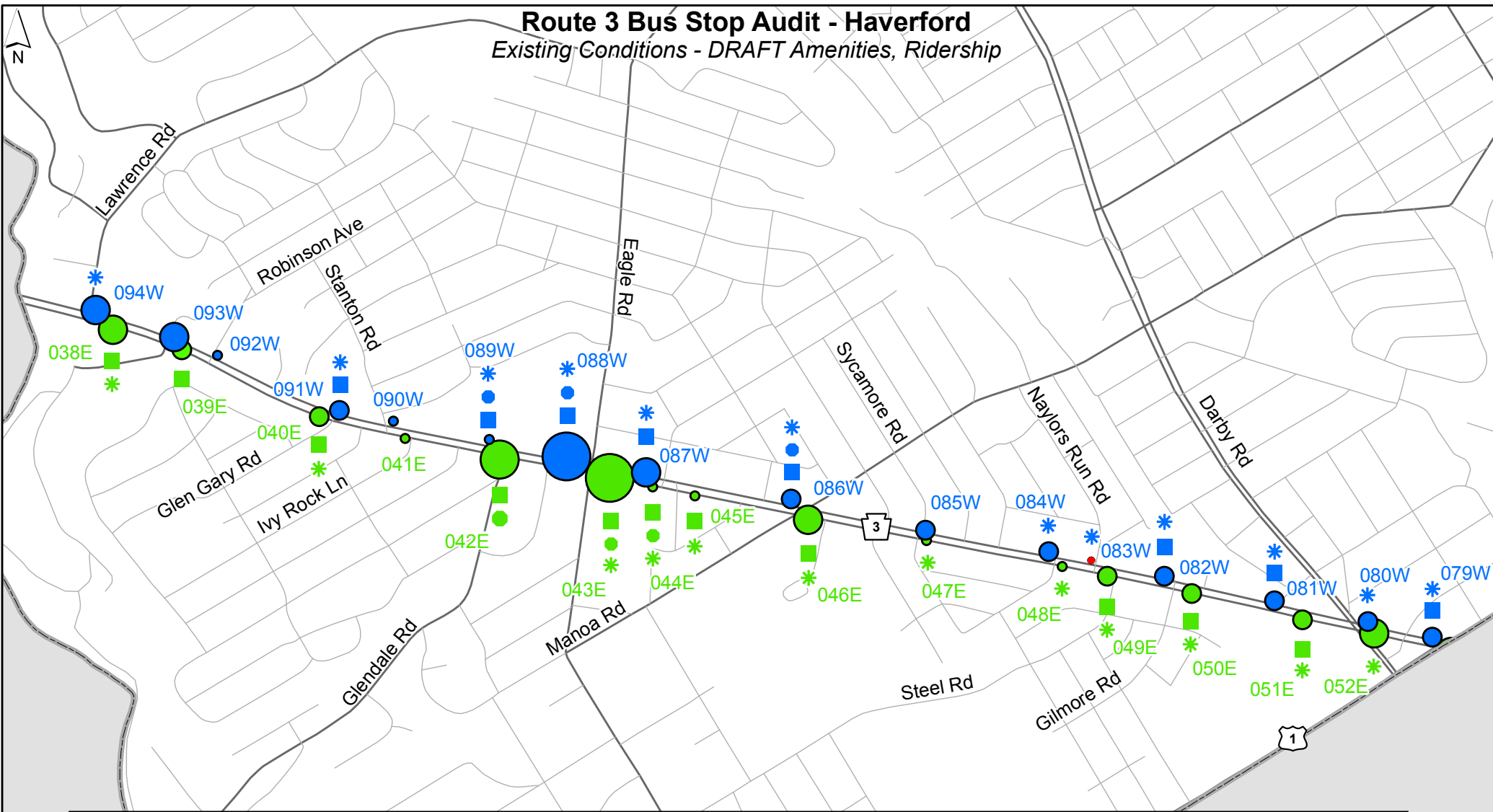
Ridership (eastbound)	Ridership (westbound)	Lighting	Trash Receptacle	Bench	Shelter, no bench	Shelter with bench
0 - 9 riders/day	0 - 9 riders/day	Lighting (eastbound stops)	Trash (eastbound stops)	Bench (eastbound stops)	Shelter (eastbound stop)	Shelter with bench (eastbound stops)
10 - 25 riders/day	10 - 25 riders/day	Lighting (terminal)	Trash (terminal)	Bench (westbound stops)	Shelter (westbound stop)	Shelter with bench (terminal)
26 - 45 riders/day	26 - 45 riders/day	Lighting (westbound stops)	Trash (westbound stops)			Shelter with bench (westbound stops)
46 - 75 riders/day	46 - 75 riders/day					Local Roads
76 - 165 riders/day	76 - 165 riders/day					State Roads
	Ridership data not available					



Data Collection: June 2010


Route 3 Bus Stop Audit - Haverford

Existing Conditions - DRAFT Amenities, Ridership



Legend

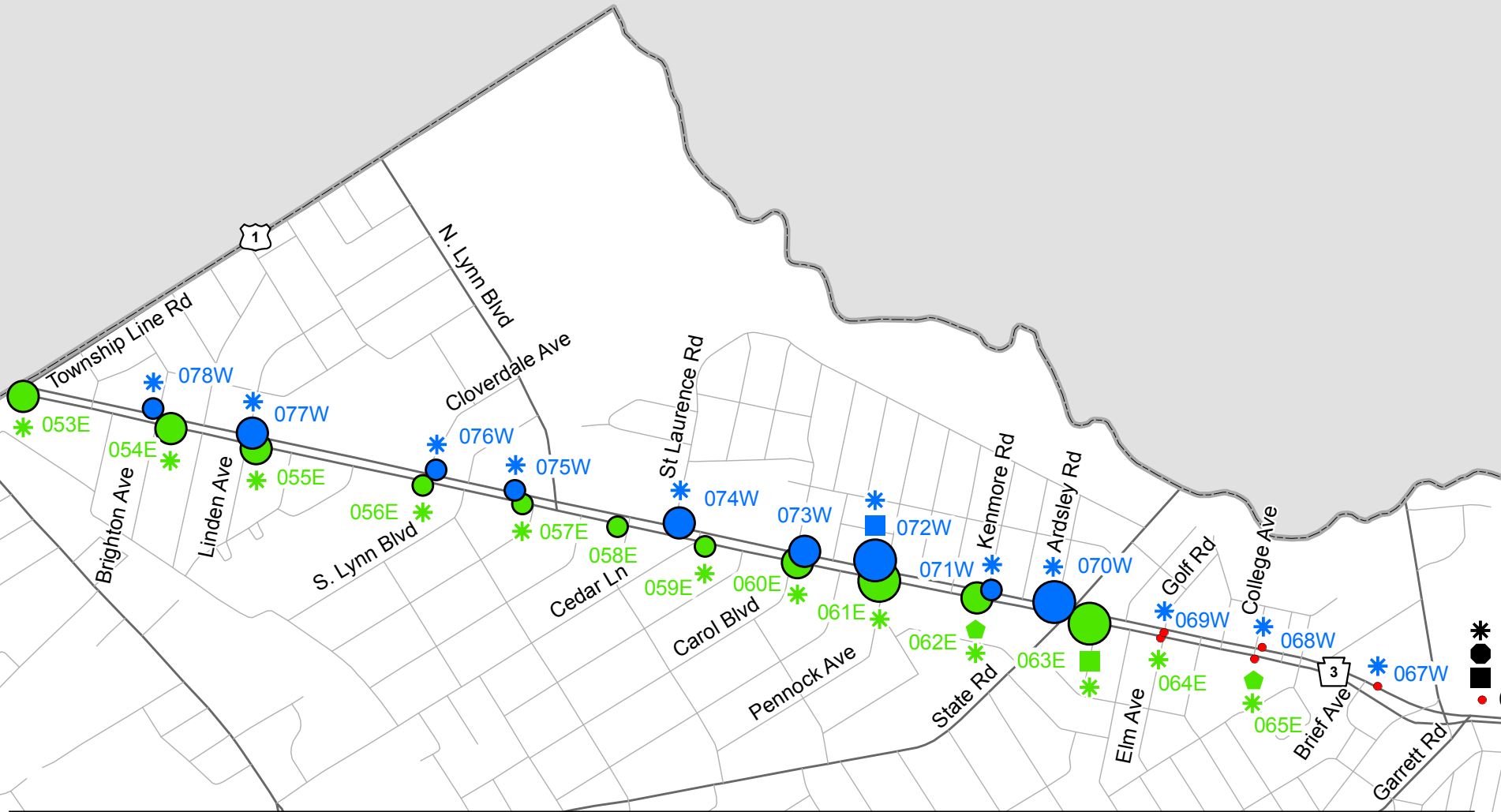
Ridership (eastbound)		Ridership (westbound)		Lighting		Trash Receptacle		Bench		Shelter, no bench		Shelter with bench	
	0 - 9 riders/day		0 - 9 riders/day		Lighting (eastbound stops)		Trash (eastbound stops)		Bench (eastbound stops)		Shelter (eastbound stop)		Shelter with bench (eastbound stops)
	10 - 25 riders/day		10 - 25 riders/day		Lighting (terminal)		Trash (terminal)		Bench (westbound stops)		Shelter (westbound stop)		Shelter with bench (terminal)
	26 - 45 riders/day		26 - 45 riders/day		Lighting (westbound stops)		Trash (westbound stops)						Shelter with bench (westbound stops)
	46 - 75 riders/day		46 - 75 riders/day										Local Roads
	76 - 165 riders/day		76 - 165 riders/day										State Roads
	Ridership data not available												



Data Collection: June 2010

Route 3 Bus Stop Audit - Upper Darby

Existing Conditions - DRAFT Amenities, Ridership



Legend


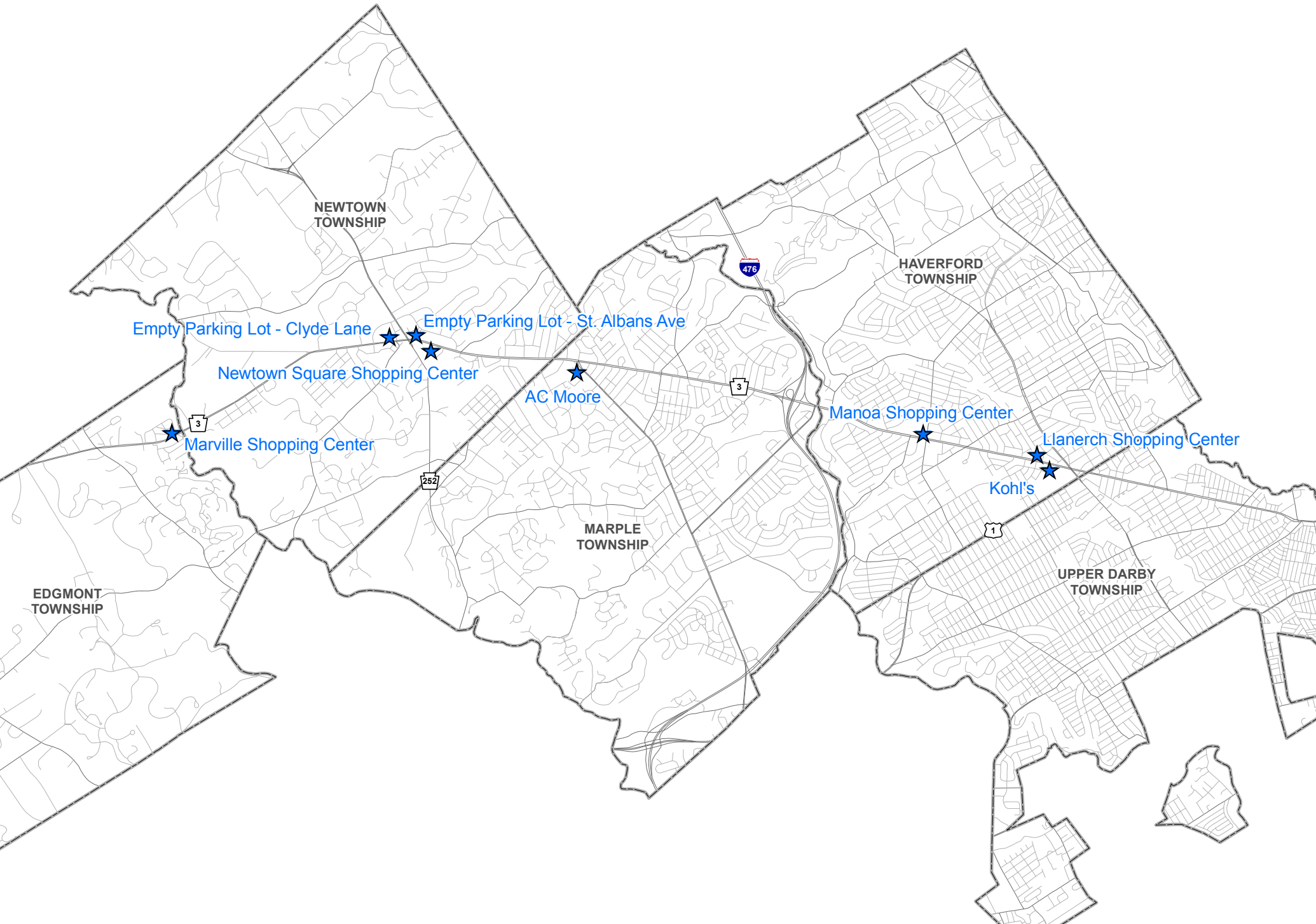
Ridership (eastbound)	Ridership (westbound)	Lighting	Trash Receptacle	Bench	Shelter, no bench	Shelter with bench
0 - 9 riders/day	0 - 9 riders/day	Lighting (eastbound stops)	Trash (eastbound stops)	Bench (eastbound stops)	Shelter (eastbound stop)	Shelter with bench (eastbound stops)
10 - 25 riders/day	10 - 25 riders/day	Lighting (terminal)	Trash (terminal)	Bench (westbound stops)	Shelter (westbound stop)	Shelter with bench (terminal)
26 - 45 riders/day	26 - 45 riders/day	Lighting (westbound stops)	Trash (westbound stops)			Shelter with bench (westbound stops)
46 - 75 riders/day	46 - 75 riders/day					Local Roads
76 - 165 riders/day	76 - 165 riders/day					State Roads
	Ridership data not available					

Data Collection: June 2010



Route 3 Bus Stop Audit

Potential Park & Ride Locations



**Feasibility Study of TSP on West Chester Pike
Potential Focus Stops
DRAFT September 9, 2010**



In an effort to identify stations for a more detailed review and improvements the following tables were compiled. Table 1 details the ten stops with the largest ridership along the corridor that lack shelters at the stop. Table 2 examines the two largest ridership stops per municipality that lack shelters at the stop.

Table 1: Corridor – Largest Ridership Stops Lacking Shelter

Overall Ridership Rank	Stop ID	Direction	Stop	Ridership (riders/day)	Municipality
2	019E	E	Newtown St Rd	140.9	Newtown
3	099W	W	Sproul Rd	135.1	Marple
4	033E	E	Sproul Rd	121.7	Marple
5	111W	W	St. Albans Ave	116	Newtown
8	108W	W	Hollybrook/School House Ln	70.1	Newtown
9	098W	W	Church Rd	67.1	Marple
10	061E	E	Pennock Ave	56.2	Upper Darby
13	112W	W	Newtown Street Rd	53.8	Newtown
14	070W	W	Ardsley Rd	50.5	Upper Darby
15	122W	W	Crum Creek Rd	49.9	Edgmont

Table 2: By Municipality – Largest Ridership Stops Lacking Shelter

Overall Ridership Rank	Stop ID	Direction	Stop	Ridership (riders/day)	Municipality
15	122W	W	Crum Creek Rd	49.9	Edgmont
68	125W	W	Providence Rd	8.8	Edgmont
18	094W	W	Lawrence Rd	42.9	Haverford
23	093W	W	Old West Chester Pike	37.5	Haverford
3	099W	W	Sproul Rd	135.1	Marple
4	033E	E	Sproul Rd	121.7	Marple
2	019E	E	Newtown St Rd	140.9	Newtown
5	111W	W	St. Albans Ave	116	Newtown
10	061E	E	Pennock Ave	56.2	Upper Darby
14	070W	W	Ardsley Rd	50.5	Upper Darby